




\$ 60,705

Condition: Used

Stock #: U6855


VIN: 3GTUUCE81RG359002

Category: -


 40,006km

 3L 6Cyl

 Diesel

 Automatic

 4x4

 Ext: Black
Int: Black

2024 GMC Sierra 1500

Experience the power and versatility of the 2024 GMC Sierra 1500 Elevation Crew Cab 4WD, designed for drivers who demand capability and comfort in every journey.

This Onyx Black Sierra 1500 features a robust Duramax 3.0L Turbo-Diesel I6 engine delivering an impressive 305 horsepower and 495 lb-ft of torque, perfect for towing heavy loads or navigating rugged terrain with confidence. The 4x4 drivetrain combined with a locking limited-slip differential ensures exceptional traction and control, whether on the highway or off the beaten path. Inside, the Elevation trim offers heated front seats and a heated steering wheel, providing warmth during chilly Canadian winters. The driver's seat includes adjustable lumbar support and power adjustments for personalised comfort on long drives. Stay connected and on course with the integrated navigation system, WiFi hotspot, and smart device integration, while the back-up camera and advanced safety features like front collision mitigation, lane keeping assist, and automatic high beams enhance peace of mind. Aluminum wheels, tow hooks, and a tow hitch add to the truck's rugged practicality, making it ready for work or weekend adventures. With keyless entry and remote engine start, convenience is always at your fingertips. The GMC Sierra 1500 Elevation is built to handle your toughest tasks with style and confidence.

ONE OWNER // NO ACCIDENTS

* GM CERTIFIED *

- ELEVATION PREMIUM PACKAGE

OPTIONS

- ✓ Air Conditioning
- ✓ Lane Assist
- ✓ Wi-Fi Hotspot
- ✓ Alloy Wheels
- ✓ Navigation System
- ✓ Backup Camera
- ✓ Power Seats
- ✓ Bluetooth Connection
- ✓ Power Windows
- ✓ Cruise Control
- ✓ Remote Start
- ✓ Heated Seats
- ✓ Satellite Radio
- ✓ Keyless Entry
- ✓ Smart Device Integration

Price does not include taxes and licensing fees.

FUEL ECONOMY

 **N/A** **L/100 km**
13.8 11.8
 Combined city/hwy City Hwy